

Allianz Europe Equity Growth - A - EUR

Fund for European growth stocks

Allianz 
Global Investors

Morningstar Rating™¹

★★★ Ratings as of 03/31/2024

Investment Objective

The fund primarily invests in European equity markets. Fund management focuses on securities it considers to have growth potential that is not fully taken into consideration in the price of the security (growth approach). The investment objective is to achieve long-term capital growth. Sustainability aspects are taken into account by the fund management. For more information on the investment strategy, the permissible asset classes and the sustainability approach, please refer to the sales prospectus.

Fund Manager



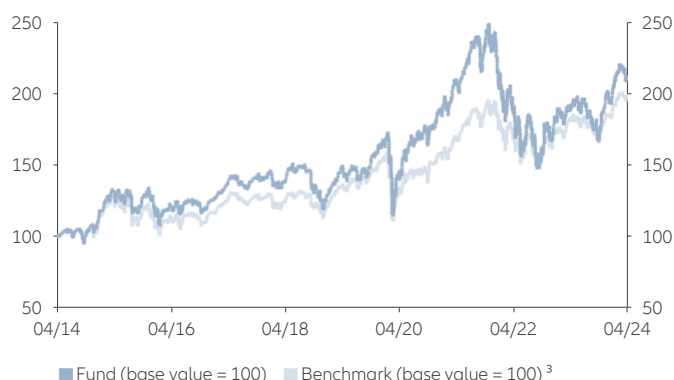
Andreas Hildebrand
(since 10/10/2023)



Giovanni Trombello
(since 10/10/2023)

Performance

Over 10 Years²



Annual Performance (%)^{2 1 4}

	Fund	Fund with Front-end load	Benchmark ³
04/30/2014 - 04/30/2015	27.01	20.97	23.03
04/30/2015 - 04/30/2016	-5.06	-	-9.29
04/30/2016 - 04/30/2017	15.80	-	14.05
04/30/2017 - 04/30/2018	-0.05	-	-1.02
04/30/2018 - 04/30/2019	7.63	-	8.80
04/30/2019 - 04/30/2020	-2.96	-	-3.12
04/30/2020 - 04/30/2021	42.64	-	27.04
04/30/2021 - 04/30/2022	-7.77	-	2.51
04/30/2022 - 04/30/2023	-1.09	-	5.51
04/30/2023 - 04/30/2024	10.54	-	8.36

Performance History (%)²

	YTD	1M	3M	6M	1Y	3Y	3Y p.a.	5Y	5Y p.a.	10Y	10Y p.a.	S. Inc.	S. Inc. p.a.	2019	2020	2021	2022	2023
Fund	3.66	-4.58	2.77	24.05	10.54	0.84	0.28	39.58	6.90	109.66	7.68	695.55	7.89	35.42	13.09	31.12	-30.65	20.23
Benchmark ³	6.20	-1.92	3.55	17.98	8.36	17.20	5.43	44.24	7.60	97.70	7.05	475.15	6.62	31.45	2.58	25.59	-17.01	15.12

Past performance does not predict future returns.

Key Information

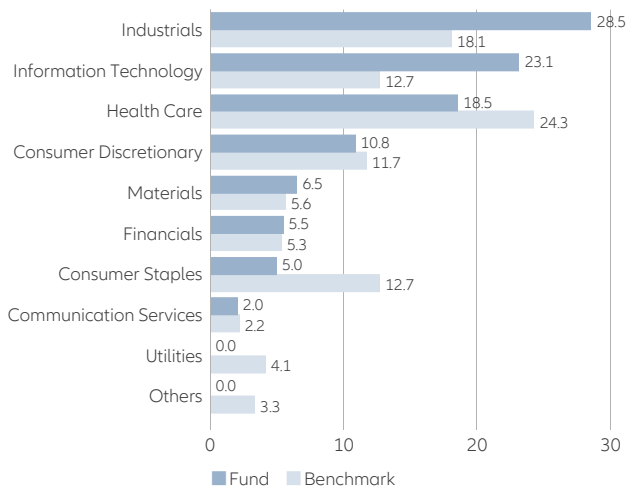
ISIN / German security no.	LU0256839191 / A0K DMT
Bloomberg Ticker / Reuters Ticker	RCMEUGA LX / ALLIANZGI01
Benchmark ³	S&P Europe Large Mid Cap Growth Total Return Net (in EUR)
EU SFDR Category ⁵	Article 8
Management company	Allianz Global Investors GmbH, Luxembourg
Investment manager	Allianz Global Investors GmbH & Allianz Global Investors UK Ltd
Custodian bank	State Street Bank International GmbH - Luxembourg branch
Launch date	10/16/2006
Net assets	3,983.98 mn. EUR
Share class volume	771.79 mn. EUR
Financial year end	9/30/
Distribution payout on 12/15/2023	5.174 EUR
Distribution frequency	annually
Registered for sale in	AE, AT, BE, BH, CH, DE, DK, ES, FI, FR, GB, GR, HK, IE, IT, LI, LU, MO, NL, NO, PL, SE, SG, SK
Number of Holdings	48

Risk/ Return Ratios²

	3 Years	5 Years
Alpha (%)	-5.16	-0.70
Beta	1.42	1.29
Coefficient of correlation	0.95	0.94
Information ratio	-0.55	-0.09
Sharpe ratio ⁶	-0.06	0.29
Treynor ratio	-0.93	4.74
Tracking error (%)	9.42	8.20
Volatility (%) ⁷	22.85	21.00
Active share (%) ⁸	68.02	
Dividend yield (%) ⁹	1.22	

Portfolio Structure ¹⁰

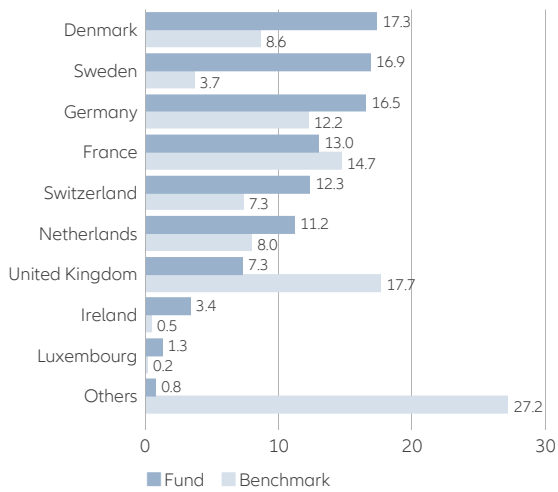
Sector Breakdown (%)



Top 10 Holdings (%)

NOVO NORDISK A/S-B	9.03
ASML HOLDING NV	9.03
SIKA AG-REG	4.31
DSV A/S	4.00
ATLAS COPCO AB-A SHS	3.97
LVMH MOET HENNESSY LOUIS VUI	3.81
INFINEON TECHNOLOGIES AG	3.62
ADIDAS AG	3.41
PARTNERS GROUP HOLDING AG	3.32
TRELLEBORG AB-B SHS	3.14
Total	47.64

Country/Location Breakdown (%)



Fee Structure

Front-end load (%) ¹¹	5.00
All-in fee in % p.a. ¹¹	1.80
TER (%) ¹²	1.85

Opportunities

- + High return potential of stocks in the long run
- + Investments specifically in the European stock market
- + Growth stocks outperform in some phases
- + Sustainability aspects are taken into account by the fund management.
For more information on the sustainability approach, please refer to the sales prospectus.
- + Broad diversification across numerous securities
- + Possible extra returns through single security analysis and active management

Risks

- High volatility of stocks, losses possible. The volatility of fund unit prices may be strongly increased.
- Underperformance of the European stock market possible
- Growth stocks may underperform at times
- Sustainability approach narrows the investment universe
- Limited participation in the yield potential of single securities
- Success of single security analysis and active management not guaranteed

- 1) © 2007 Morningstar, Inc., all rights reserved. The information given here: (1) is protected by copyright for Morningstar and/or its content providers; (2) may not be reproduced or distributed; and (3) is not guaranteed to be accurate, complete or up-to-date. Morningstar and its content providers assume no responsibility for any losses or damage that result from any use of the information provided. Past performance is not a guarantee of future results. To determine the Morningstar Rating, funds of a comparable group in issue for at least three years are considered. The long-term performance serves as a basis, taking into account fees and risk. As a result, the funds are awarded stars, which are calculated monthly: Top 10%: 5 stars; next 22.5%: 4 stars; middle 35%: 3 stars; next 22.5%: 2 stars; flop 10%: 1 star. A ranking, rating or award is not an indicator of future performance and is subject to change over time.
- 2) Calculated at the net asset value, excl. front-end load, distributions reinvested. Calculation according to method as defined by BVI, the German Fund Companies Association. **The applicable front-end load is deducted from the capital invested and the indicated performance, otherwise performance is calculated net of annual fees. Regarding abbreviations in the table heading; p.a. means Per Annum, s.inc means Since Inception.** All performance data of Allianz Europe Equity Growth - A - EUR prior to the launch date, 16/10/2006, refer to another investment fund, Allianz Wachstum Europa, a collective investment scheme subject to the Investment Code (Kapitalanlagegesetzbuch KAGB), organised under the laws of Germany and managed by Allianz Global Investors GmbH - Frankfurt, namely Allianz Wachstum Europa - A - EUR (ISIN DE0008481821) launched on 13/01/1997. This does not imply that Allianz Europe Equity Growth - A - EUR will experience a similar performance in the future. All share classes/investment funds mentioned above are based on the same investment objectives and strategies as well as risk profiles and fee structures. Past performance does not predict future returns
- 3) Benchmark history: until 31/07/2008 S&P EUROPE LARGEMIDCAP GROWTH RETURN GROSS IN EUR, until 31/03/2002 MSCI Europe Total Return Net (in EUR)
- 4) Calculation basis: net asset value per unit (front-end loads included in the first investment year), distributions reinvested. Calculation according to BVI method. The performance in this model calculation is based on an investment of EUR 1,000 and is adjusted for the following expenses: front-end load of 5.00% (the investment amount is reduced by EUR 47.62 on the investment date) in the first investment year. There may be annual deposit fees for the administration of the securities account, reducing the performance. Past performance is not a reliable indicator of future results.
- 5) SFDR: EU Sustainable Finance Disclosure Regulation. Information accurate at time of publishing.
- 6) The Sharpe ratio states the relationship between the return generated by the fund and the investment risk. The fund's excess return versus the risk-free market rate is compared to volatility. Negative values are not meaningful.
- 7) Volatility measures the fluctuation range of the fund's performance over a specified period of time.
- 8) Measure of the proportion of fund assets that is invested differently from the benchmark.
- 9) The dividend yield corresponds to the expected dividend divided by the current price of the share, expressed as a percentage. (eDiv/share price) where: eDiv = product of the last dividend payment and the number of expected dividend payments per year (e.g. the expected dividend for a share with quarterly dividend payment corresponds to the dividend for the last quarter times four). The dividend yield depends both on the amount of the dividend and the current price of the share. Both these key variables may be subject to constant change. The dividend yield is only a snapshot based on the current amount of the dividend and the current share price; **as a result, it is not suitable as an indicator of the future performance of an equity fund.**
- 10) This is for guidance only and not indicative of future allocation.
- 11) If the acquisition of Fund units is subject to a sales charge, up to 100% of such sales charge may be collected by the distributor; the exact amount shall be mentioned by the distributor as part of the investment advisory process. This also applies to any payment by the Management Company of an ongoing distribution fee from the all-in fee to the distributor. The all-in fee includes the expenses previously called management, administration and distribution fees.
- 12) TER generally: Total cost (except transaction costs) charged to the fund during the last financial year. TER for funds-of-funds: The costs incurred by the fund itself (except transaction costs). Since the fund held other investment units ("target funds") in the reporting period, further costs, charges and fees may have been incurred at the level of the target fund.

Disclaimer

Investing involves risk. The value of an investment and the income from it may fall as well as rise and investors might not get back the full amount invested. Allianz Europe Equity Growth is a sub-fund of Allianz Global Investors Fund SICAV, an open-ended investment company with variable share capital organised under the laws of Luxembourg. The value of the units/shares which belong to the Unit/Share Classes of the Sub-Fund that are denominated in the base currency may be subject to a strongly increased volatility. The volatility of other Unit/Share Classes may be different. Past performance does not predict future returns. If the currency in which the past performance is displayed differs from the currency of the country in which the investor resides, then the investor should be aware that due to the exchange rate fluctuations the performance shown may be higher or lower if converted into the investor's local currency. This is for information only and not to be construed as a solicitation or an invitation to make an offer, to conclude a contract, or to buy or sell any securities. The products or securities described herein may not be available for sale in all jurisdictions or to certain categories of investors. This is for distribution only as permitted by applicable law and in particular not available to residents and/or nationals of the USA. The investment opportunities described herein do not take into account the specific investment objectives, financial situation, knowledge, experience or specific needs of any particular person and are not guaranteed. The Management Company may decide to terminate the arrangements made for the marketing of its collective

investment undertakings in accordance with applicable de-notification regulation. The views and opinions expressed herein, which are subject to change without notice, are those of the issuer companies at the time of publication. The data used is derived from various sources, and assumed to be correct and reliable at the time of publication. The conditions of any underlying offer or contract that may have been, or will be, made or concluded, shall prevail. For a free copy of the sales prospectus, incorporation documents, daily fund prices, Key Information Document, latest annual and semi-annual financial reports, contact the management company Allianz Global Investors GmbH in the fund's country of domicile, Luxembourg, or the issuer at the address indicated below or regulatory.allianzgi.com. Please read these documents, which are solely binding, carefully before investing. This is a marketing communication issued by Allianz Global Investors GmbH, www.allianzgi.com, an investment company with limited liability, incorporated in Germany, with its registered office at Bockenheimer Landstrasse 42-44, 60323 Frankfurt/M, registered with the local court Frankfurt/M under HRB 9340, authorised by Bundesanstalt für Finanzdienstleistungsaufsicht (www.bafin.de). The Summary of Investor Rights is available in English, French, German, Italian and Spanish at <https://regulatory.allianzgi.com/en/investors-rights>. The duplication, publication, or transmission of the contents, irrespective of the form, is not permitted; except for the case of explicit permission by Allianz Global Investors GmbH.